

Usha Martin Limited



Investor Presentation

8th February 2016



ushamartin.com



Highlights

Operational Highlights - 9M FY 15-16

- Net Turnover was down by 8.4 % on consolidated basis and 6.2 % on stand alone basis.
- Consolidated EBIDTA margin at 10.3 % and stand alone at 11.1 %.
- Achieved Billet production at 514,129 MT, down by 3.1 %.
- Achieved Rolled Product (Steel Divn.) production at 432,409 MT, growth 0.4% and sales at 407,028 MT, down by 1.7%.
- Achieved Wire, Wire Rope, Strands & B/Bar (WWR Divn.) production at 135,568 MT, down by 9.0% and sales 132,651 MT, down by 10.8%
- The prices of Intermediates and Finished Goods in Steel segment saw a further slide during the quarter due to continued import of cheaper steel from China and other markets.
- Sliding oil prices were a dampener for the wire ropes business which saw contraction both in volume and prices as compared to the last year.
- Reduction in cost of input material and the Company's efforts to reduce cost helped it to offset the decline in selling prices to some extent.





**Production Volume
&
Financial Performance**

9M FY 15-16

Production - Products



Billets



Rolled Products



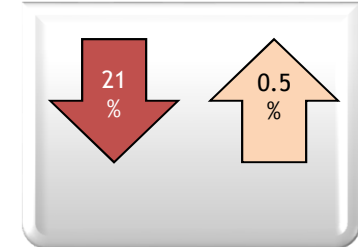
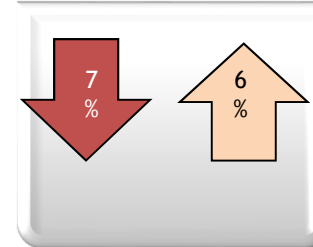
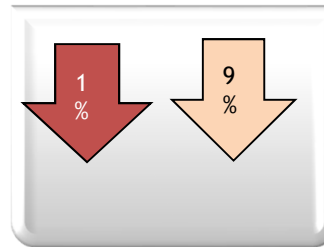
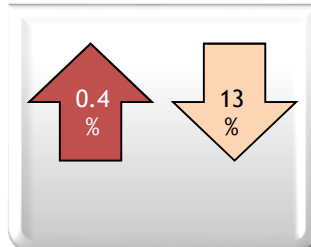
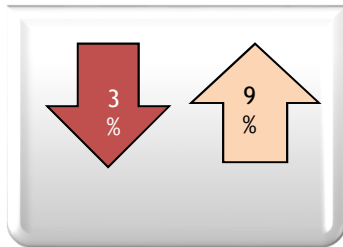
Bright Bars



Wires & Strands



Wire Ropes

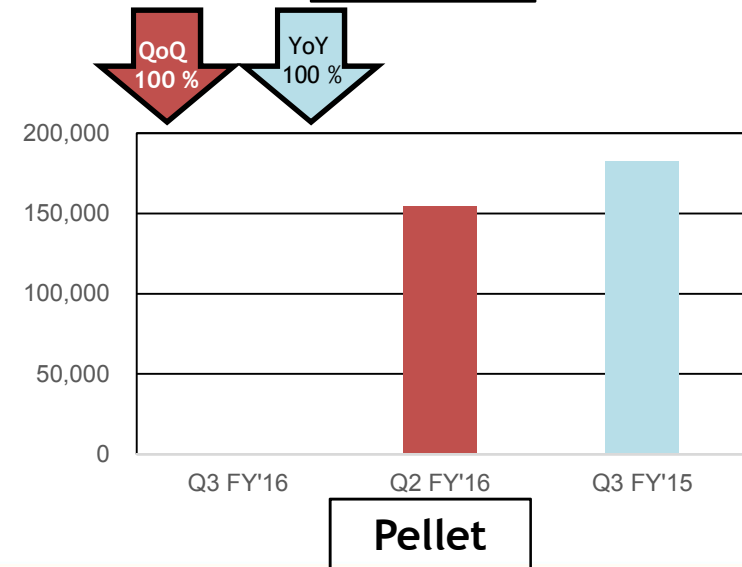
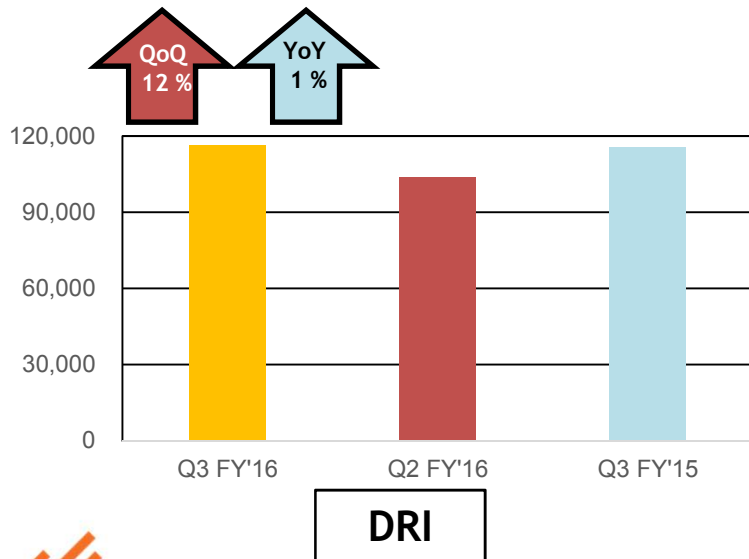
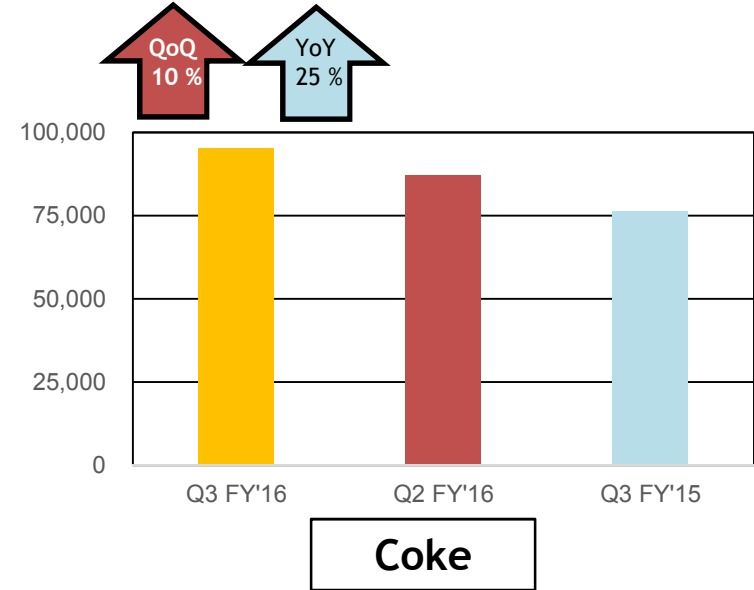
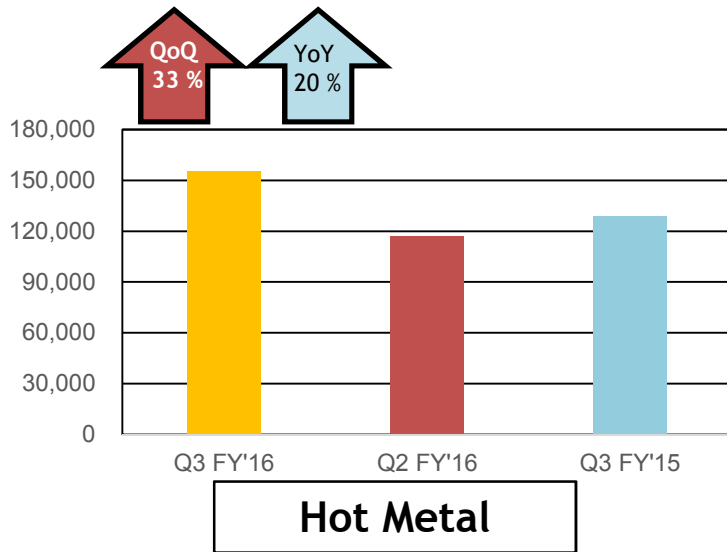


9 Month Y o Y

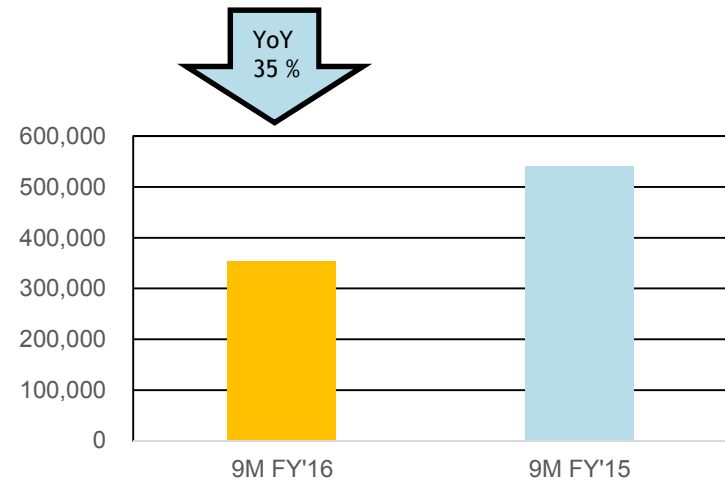
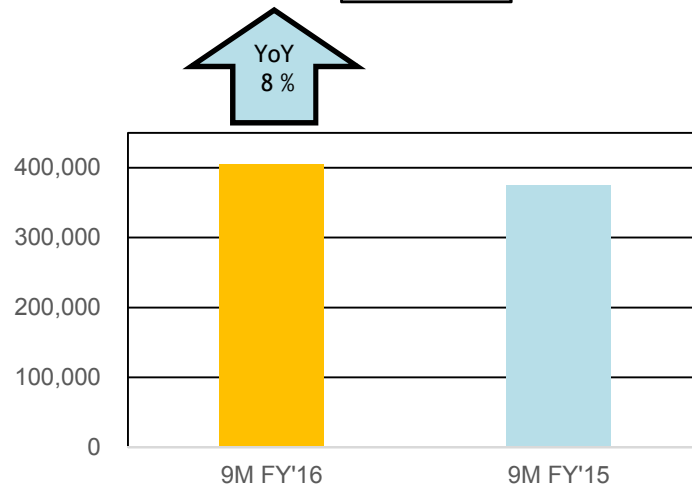
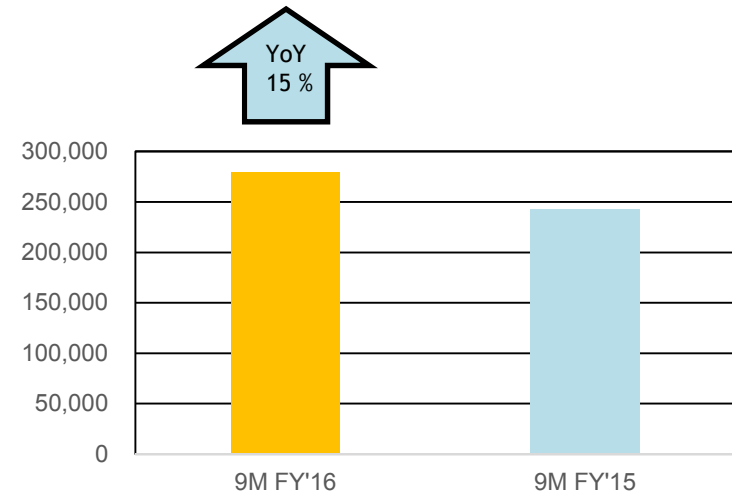
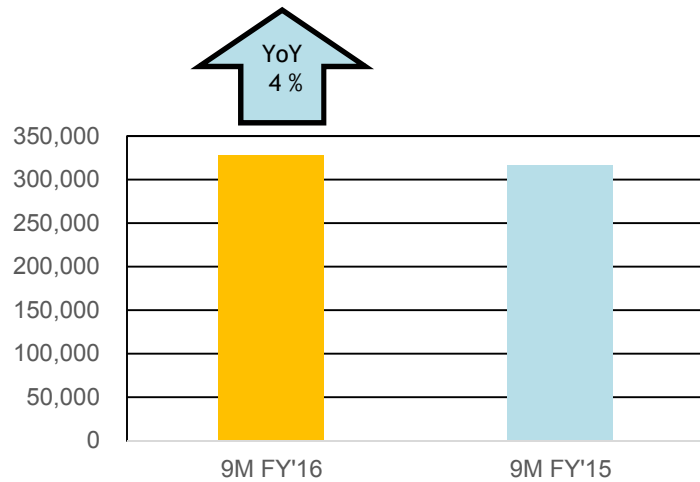
3 Months (Q3) Q o Q



Production - Metallics (Quarterly Comparison)



Production - Metallics (9 Months Comparison)



Financial Performance - Q3 & 9M FY'16

	Stand Alone			Consolidated		
	Q3 FY '16	9M FY '16	FY '15	Q3 FY '16	9M FY '16	FY '15
Net Sales	859.7	2592.9	3746.1	1024.4	3105.3	4561.1
PBDIT	115.2	287.0	646.4	124.3	320.9	753.5
PBT	(85.2)	(322.4)	(344.2)	(90.5)	(331.3)	(287.0)
PAT	(83.5)	(246.8)	(292.4)	(89.7)	(262.3)	(253.1)



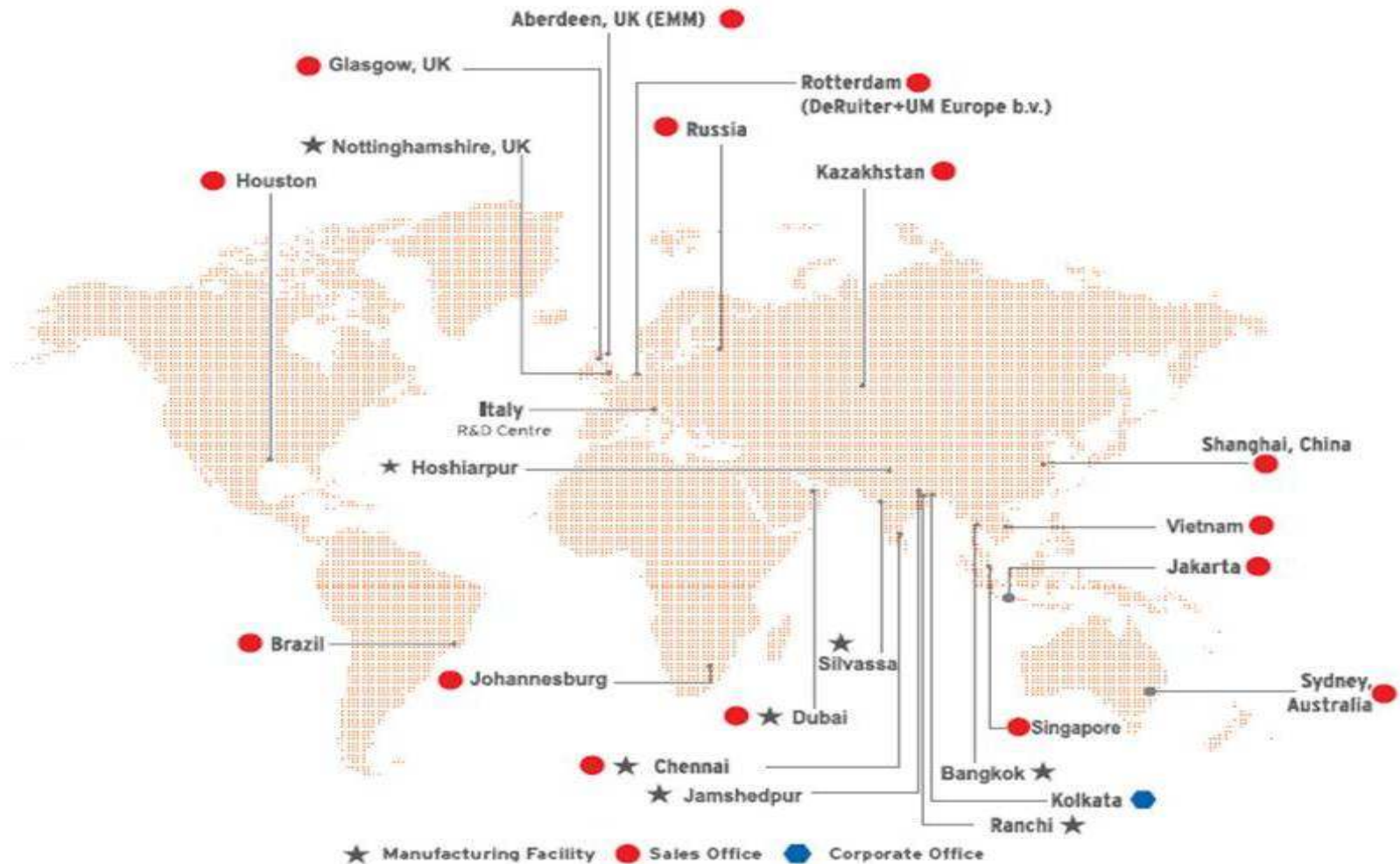


Business Spread

&

Architecture

Global Footprints



Note: Presence through dealer in Russia, Kazakhstan, Brazil & Johannesburg.



Architecture of Integrated Business

Mineral Resource

- Iron Ore Mine
Crushing & Screening
- Washing Plant
- Beneficiation Plant

Power Module

- 71 MW WHRB JSR
- 64 MW Thermal JSR
- 20 MW Thermal - Ranchi
- Total - 155 MW**

Iron Making Module

- Blast Furnace 600 KT
- DRI 500 KT
- Sinter Plant 800 KT
- O₂ & Lime Kiln Plant
- Coke Oven 400 KT
- Pellet Plant 1200 KT

Distribution Marketing & Service Module

Singapore	South Africa
Bangkok	Glasgow (UK)
Indonesia	Houston/ (USA)
Vietnam	Aberdeen (UK)
Australia	Russia
Dubai	Italy
Netherlands	Brazil
China	

Value Addition Module

VA Products (Wire Ropes+Strand +Wire+Conveyor Cord)

Ranchi	197 KT
Hoshiarpur	48 KT
Jamshedpur	29 KT
Bangkok	36 KT
UK	9 KT
Dubai	15 KT
Bright Bars	22 KT

Steel Making Module

SMS I & II EAF 35 T & 40 T LF & VD 150 x 150 & 110x110 Caster	SMS III EAF 70 T LF & VD 360 X 300 Bloom Caster
1,000 KT Billets	
Wire Rod Mill 400 KT	Blooming & Section Mill 275 KT
Section Bar Mill 84 KT	



THANK YOU

Disclaimer:

This presentation may contain forward looking information that involves risk and uncertainties. Such projections and forward looking statements reflect various assumptions of management concerning future performance of the Company, and are subject to significant business, economic, environment, political, legal and competition risks, uncertainties and contingencies, many of which are unknown and beyond control of the Company and management. Accordingly, there can be no assurance that such projections and forward looking statements will be realized. The variations may be material. No representation or warranties are made as to the accuracy, completeness or reasonableness of such assumptions or the projections or forward looking statements based thereon, or with respect to any of the information contained in this presentation. The Company expressly disclaims any and all liability that may be based on any of the information contained herein, errors herein or omissions thereof.

