USHA MARTIN

HIGH-PERFORMANCE SWAGED ROPE FOR FORESTRY

OUR WORLD

Usha Martin is one of the world's largest manufacturers of wire ropes. Our journey of more than six decades has been focused on manufacturing excellence, product innovation, technology improvements, and customer satisfaction, which has resulted in establishing Usha Martin ropes as one of the most preferred and trusted brands in the world.

Usha Martin manufactures the most advanced high-performance steel wire ropes, which are specially designed to meet the stringent requirements of the logging industry to the highest international standards and ensure the utmost safety in critical operations. The forestry ropes are subjected to a unique swaging process, which gives a compact rope structure, and increased strength without compromising flexibility. Swaging improves the rope's service life and increases its load-carrying capacity. Usha Martin's custom-made and precisely engineered forestry ropes are ideal for logging applications to be used as hauling ropes in tractor & skidder winches, and carrying & haul back rope in skyline tower yarder systems.

Usha Martin wire ropes undergo rigorous testing procedures to ensure superior quality to meet the requirement of demanding operating conditions. No matter how critical your application is, Usha Martin's expertise is always there to offer one-stop wire rope solutions for all your forestry needs.

Global companies, renowned for their critical applications, extensively use our high-performance ropes worldwide. Our desire to excel is manifested through our group dynamics having manufacturing facilities in India, Thailand, Dubai & United Kingdom, distribution centres spread over all continents, Global Development Centre in Italy and service centres in India, Netherlands, Scotland, Singapore, Dubai and Saudi Arabia. Our service-focused model has elevated Usha Martin from being a wire rope supplier to a one-stop solutions provider in collaboration with our customers.

GLOBAL FOOTPRINT

60+ YEARS OF LEADERSHIP

PRESENCE ACROSS **75+** COUNTRIES

06 MANUFACTURING FACILITIES

02 R&D CENTRES

250+ GROUP DISTRIBUTION CENTRES AND CHANNEL PARTNERS

SPECIAL WIRE ROPE FOR FORESTRY

FEATURES

- Swaged cross section.
- High breaking load.
- Better fatigue performance.
- Maximum structural stability.
- Improved wear resistance for hard terrains.
- Resilience to crushing makes it ideal for multi-layer winding.
- Less pressure on drums.
- Resistance to vibration.
- Ideal for small diameter pulleys.

APPLICATIONS

- Traction winches.
- Skidder winches.
- Carrying and hauling lines.
- Haul back lines.
- Tower yarder skylines.

APPLICATION SPECIFIC TO 8 STRANDED ROPES

- Hauling and traction lines with dynamic loading.
- Carrying lines with dynamic loading.

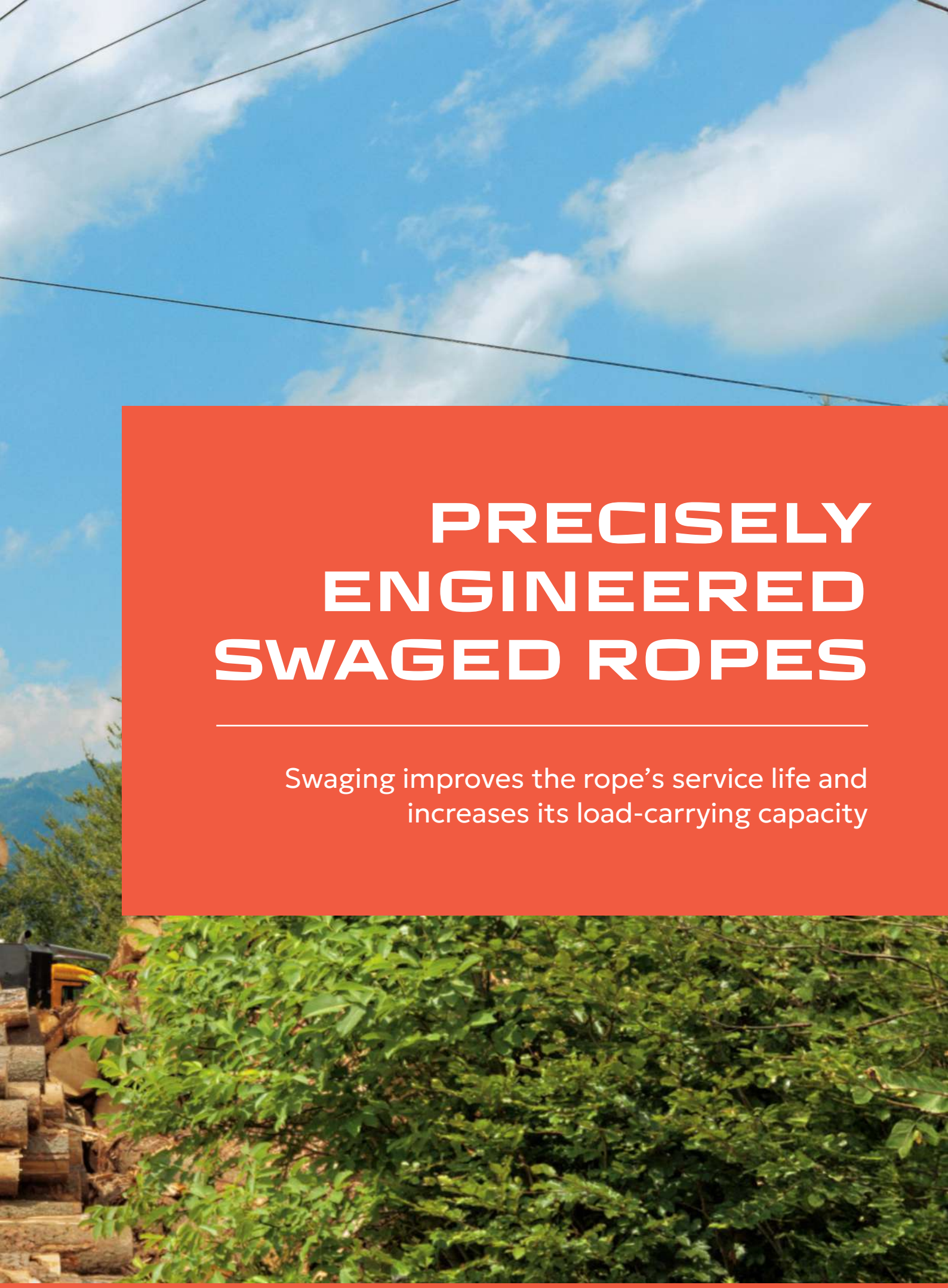

PRECISELY ENGINEERED SWAGED ROPES

Swaging improves the rope's service life and increases its load-carrying capacity

SWAGE 6

NOMINAL ROPE DIAMETER		APPROX. MASS	MINIMUM BREAKING STRENGTH			
			1770	1960	EIP	2160
mm	in	kg/100m	kN	kN	kN	kN
8		31.3	56.2	58.2	60.7	61.7
9		39.6	71.2	73.7	76.8	78.1
9.53	3/8	44.4	79.8	82.6	86.1	87.5
10		48.9	87.9	91	94.8	96.4
11		59.1	106	110	115	117
11.11	7/16	60.3	108	112	117	119
12		70.3	127	131	137	139
12.7	1/2	78.8	142	147	153	155
13		82.6	148	154	160	163
14		95.7	172	178	186	189
14.3	9/16	99.9	180	186	194	197
15		110	198	205	213	217
15.9	5/8	123.5	222	230	239	244
16		125.1	225	233	243	247
18		158.3	285	295	307	312
19	3/4	176.3	317	328	342	348
20		195.4	351	364	379	385
22		236.4	425	440	459	466
22.2	7/8	241.4	434	450	468	476
24		281.4	506	524	546	555
25		305.3	549	569	593	602
25.4	1	315.2	567	587	612	622
26		330.2	594	615	641	651
28		383	689	713	743	756
28.58	1 1/8	399	718	743	774	787
30		439.7	791	819	853	867
31.75	1 1/4	492.4	885	917	956	972
32		500.2	900	932	971	987
33		532	957	991	1032	1049
34		564.7	1016	1052	1096	1114
34.93	1 3/8	596	1072	1110	1157	1176
35		598.4	1076	1115	1161	1181
36		633.1	1139	1179	1229	1249
38.1	1 1/2	709.1	1275	1321	1376	1399

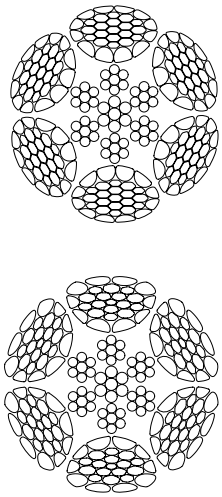

NOTE:

Diameter tolerance: 0.00% to +3.00%

Recommended Construction : 6x26WS with Steel Core / Other Construction : 6x19S, 6x19F(6x25F), 6x31WS with Steel Core.

Approx. Mass of 6x19F(6x25F) will be 3.0% higher than given values.

Rope sizes, breaking load, and construction not shown in the standard table may be available on request and prior confirmation.

SWAGE PRO 6

NOMINAL ROPE DIAMETER		APPROX. MASS	MINIMUM BREAKING STRENGTH			
			1770	1960	EIP	2160
mm	in	kg/100m	kN	kN	kN	kN
8		33.6	58.5	67.4	68.5	69.7
9		42.5	74	85.3	86.7	88.2
9.53	3/8	47.7	83	95.6	97.2	98.9
10		52.5	91.4	105	107	109
11		63.5	111	127	129	132
11.11	7/16	64.8	113	130	132	134
12		75.6	132	152	154	157
12.7	1/2	84.7	147	170	173	176
13		88.7	154	178	181	184
14		102.9	179	206	210	213
14.29	9/16	107.2	187	215	218	222
15		118.1	206	237	241	245
15.88	5/8	132.4	230	266	270	275
16		134.4	234	270	274	279
18		170.1	296	341	347	353
19	3/4	189.5	330	380	386	393
20		210	365	421	428	436
22		254.1	442	510	518	527
22.2	7/8	258.7	450	519	529	537
24		302.4	526	607	616	627
25		328.1	571	658	669	681
25.4	1.00	338.7	589	679	690	703
26		354.9	618	712	723	736

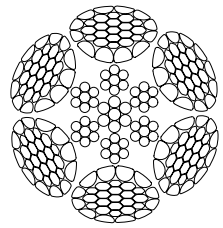

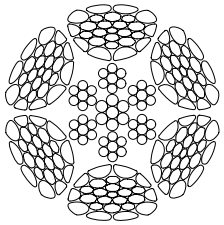

NOTE:

Diameter tolerance: 0.00% to +3.00%

Recommended Construction : 6x26WS with Steel Core / Other Construction : 6x19S, 6x19F(6x25F), 6x31WS with Steel Core.

Approx. Mass of 6x19F(6x25F) will be 3.0% higher than given values.

Rope sizes, breaking load, and construction not shown in the standard table may be available on request and prior confirmation.

COMPACTED SWAGE 6

NOMINAL ROPE DIAMETER		APPROX. MASS	MINIMUM BREAKING STRENGTH		
			1770	1960	EIP
mm	in	kg/100m	kN	kN	kN
8		34.5	66.7	68.6	70.2
9		43.7	84.4	86.9	88.9
9.53	3/8	49	94.6	97.4	99.6
10		54	104	107	110
11		65.3	126	130	133
11.11	7/16	66.6	129	132	135
12		77.7	150	154	158
12.7	1/2	87	168	173	177
13		91.2	176	181	185
14		105.7	204	210	215
15		121.4	234	241	247
15.88	5/8	136	263	270	277
16		138.1	267	275	281
18		174.8	337	347	355
19	3/4	194.8	376	387	396
20		215.8	417	429	439
22		261.1	504	519	531
22.23	7/8	266.6	515	530	542
24		310.8	600	618	632
25		337.2	651	670	686
25.4	1	348.1	672	692	708
26		364.7	704	725	742

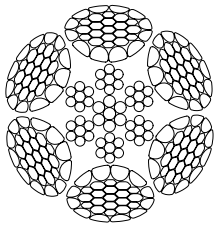

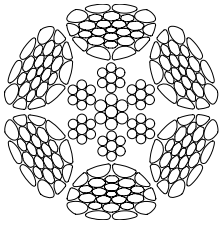

NOTE:

Diameter tolerance: 1.0% to 3.50%

Recommended Construction: 6×26WS with Steel Core / Other Constructions: 6×19S, 6×19F(6x 25F), 6×31WS with Steel Core.

Approx. Mass of 6×19F(6x25F) will be 3.0% higher than given values.

Rope sizes, construction, and min. breaking strength not shown in the table may be available on request and prior confirmation.

SWAGE 8

NOMINAL ROPE DIAMETER		APPROX. MASS	MINIMUM BREAKING STRENGTH			
			1770	1960	EIP	2160
mm	in	kg/100m	kN	kN	kN	kN
8		31.8	56.9	58.9	61.4	62.6
9		40.2	72.1	74.6	77.7	79.3
9.53	3/8	45.2	80.8	83.6	87.1	88.8
10		49.7	89	92.1	95.9	97.8
11		60.1	107	111	116	119
11.11	7/16	61.3	110	113	118	121
12		71.4	129	133	139	141
12.7	1/2	80.1	144	149	155	157
13		84	150	156	156	165
14		97.2	174	180	188	192
14.3	9/16	101.6	182	188	196	200
15		111.8	201	208	216	220
15.9	5/8	125.5	225	233	242	248
16		127.1	228	236	246	251
18		161	289	299	311	317
19	3/4	179.2	321	332	346	353
20		198.6	356	369	384	391
22		240.3	431	446	465	473
22.2	7/8	245.4	440	456	474	483
24		286.1	513	531	553	563
25		310.4	556	576	600	611
25.4	1.00	320.4	574	594	619	631
26		335.7	602	623	649	661
28		389.4	698	722	752	767
28.58	1 1/8	405.6	727	752	783	799
30		447	801	829	863	880
31.75	1 1/4	500.5	897	928	967	987
32		508.5	912	944	983	1002
33		540.7	969	1003	1044	1065
34		574	1029	1065	1109	1131
34.93	1 3/8	605.8	1086	1124	1171	1194
35		608.3	1090	1129	1175	1199
36		643.5	1154	1194	1244	1268
38.1	1 1/2	720.8	1292	1338	1393	1420

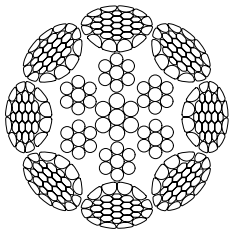

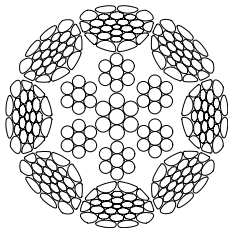

NOTE:

Diameter tolerance: 0.00% to +3.00%

Recommended Construction : 8x26WS with Steel Core / Other Construction : 8x19S, 8x19F(8x25F), 8x31WS with Steel Core.

Approx. Mass of 8x19F(8x25F) will be 3.0% higher than given values.

Rope sizes, breaking load, and construction not shown in the standard table may be available on request and prior confirmation.

SWAGE PRO 8

NOMINAL ROPE DIAMETER		APPROX. MASS	MINIMUM BREAKING STRENGTH			
			1770	1960	EIP	2160
mm	in	kg/100m	kN	kN	kN	kN
8		34.7	59.2	68.2	69.3	70.7
9		44	74.9	86.3	87.7	89.5
9.53	3/8	49.3	84	96.7	98.4	100
10		54.3	92.5	106	108	111
11		65.6	112	129	131	134
11.11	7/16	66.9	114	132	134	136
12		78.1	134	154	156	159
12.7	1/2	87.5	149	172	175	179
13		91.7	156	180	183	187
14		106.3	181	208	213	216
14.29	9/16	110.8	189	218	221	225
15		122	208	240	244	249
15.88	5/8	136.8	233	269	273	279
16		138.8	237	273	277	283
18		175.8	300	345	351	358
19	3/4	195.9	334	385	391	399
20		217	369	426	433	443
22		262.6	447	516	524	535
22.2	7/8	267.4	455	525	535	545
24		312.5	532	614	623	636
25		339.1	578	666	677	691
25.4	1	350	596	687	698	714
26		366.7	625	721	732	747

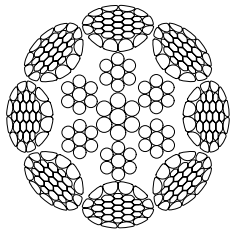

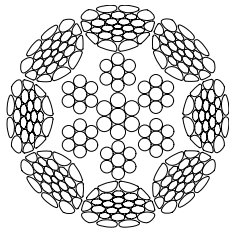

NOTE:

Diameter tolerance: 0.00% to +3.00%

Recommended Construction : 8x26WS with Steel Core / Other Construction : 8x19S, 8x19F(8x25F), 8x31WS with Steel Core.

Approx. Mass of 8x19F(8x25F) will be 3.0% higher than given values.

Rope sizes, breaking load, and construction not shown in the standard table may be available on request and prior confirmation.

COMPACTED SWAGE 8

NOMINAL ROPE DIAMETER		APPROX. MASS	MINIMUM BREAKING STRENGTH		
			1770	1960	EIP
mm	in	kg/100m	kN	kN	kN
8		35	67.5	69.5	71.1
9		44.3	85.4	87.9	89.9
9.53	3/8	49.6	95.7	98.6	100.8
10		54.7	105	109	111
11		66.1	128	131	134
11.11	7/16	67.5	130	134	137
12		78.7	152	156	160
12.7	1/2	88.1	170	175	179
13		92.4	178	183	188
14		107.1	207	213	218
15		123	237	244	250
15.88	5/8	137.8	266	274	280
16		139.9	270	278	284
18		177.1	341	352	360
19	3/4	197.3	380	392	401
20		218.6	422	434	444
22		264.5	510	525	537
22.23	7/8	270.1	521	536	549
24		314.8	607	625	639
25		341.6	659	678	694
25.4	1	352.6	680	700	716
26		369.4	713	734	750

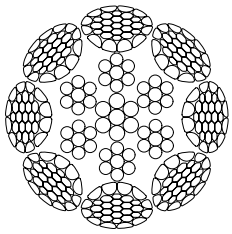

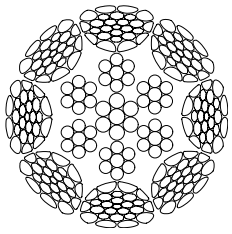

NOTE:

Diameter tolerance: 1.00% to +3.50%

Recommended Construction : 8x26WS with Steel Core / Other Construction : 8x19S, 8x31WS 8x36WS with Steel Core.

Rope sizes , Construction and Min. Breaking Strength not shown in the table may be available on request and prior conformation.

SAFETY INFORMATION

Any performance specifications are conditional on proper rope diameter, construction & grade of rope tensile; on proper design & maintenance of mechanical eqquipment on which the wire rope is used and on proper storage, handling, maintenance and periodic inspection of such products during the period of use.

Inspect wire rope and consult industry and equipment manufacturer recommendations before each use. The UML wire rope may not perform as expected if it is damaged, abused, overused or improperly maintained.

Disclaimer

All statements, technical information and recommendations contained herein are believed to be reliable, but no guarantee is given as to their accuracy and/or completeness. The user must determine the suitability of the product for his own particular purpose, either alone or in combination with other products and shall assume all risk and liability in connection therewith.

Whilst every attempt has been made to ensure accuracy in the content of the tables, the information contained in this catalogue does not form any part of a contract.

CORPORATE OFFICE

USHA MARTIN LIMITED

2A, Shakespeare Sarani 'Mangal Kalash'
Kolkata-700 071
Phone: +91 33 71006300 / +91 33 71006492
Email: contact@ushamartin.co.in

INDIA OFFICES

NORTH REGIONAL OFFICE

USHA MARTIN LIMITED

825 & 826, 8th Floor,
World Trade Tower
Plot-1, Block- B, Sector-16, Noida, U.P. - 201301
Phone: +91 120 6286129
Email: marketing-north@ushamartin.co.in

SOUTH REGIONAL OFFICE

USHA MARTIN LIMITED

VKR Tower, No. 14, First Avenue, Ground Floor,
Ashok Nagar, Chennai - 600083
Phone: +91 44 47885020
Email: marketing-south@ushamartin.co.in

EAST REGIONAL OFFICE

USHA MARTIN LIMITED

2A, Shakespeare Sarani 'Mangal Kalash'
Kolkata - 700071
Phone: +91 33 71006492
Email: marketing-east@ushamartin.co.in

WEST REGIONAL OFFICE

USHA MARTIN LIMITED

Office No. 1001/1002, Chandak Chambers,
Near WEH Metro Station, Andheri Kurla Road,
Andheri (E), Mumbai - 400 069
Phone: +91 22 6239 0290
Email: marketing-west@ushamartin.co.in

INTERNATIONAL OFFICES

USHA MARTIN AMERICAS, INC

1301 Hays Street
Houston, TX 77009
Phone: +1 713 676 1800
Email: sales@ushamartinus.com

EMM CORP

Howe Moss Place,
Kirkhill Industrial Estate Dyce,
Aberdeen AB 21 OGS, Scotland, UK
Phone: +44 1224 77 5151
Email: info@emmcorp.com

BRUNTON SHAW UK

Sandy Lane, Worksop, S80 3ES, UK
Phone: + 44 1909 537 600
Email: info@brunton-shaw.co.uk

DE RUITER STAALKABEL B.V.

Kerkeplaat 10, 3313 LC Dordrecht
The Netherlands
Phone: +31 (0) 78 - 8200600
Email: info@drstk.nl

BRUNTON WIRE ROPES FZCO.

P.O. Box 17491, M00301
Jebel Ali Free Zone, Dubai U.A.E
Phone: + 971 50 4503717
Email: sm@bsme-uae.com

EMM CORP SAUDI ARABIA

Brunton Wire Ropes Industrial Company Limited
P3511 Al Ameer Sultan - Al Jawharah Dist.
Unit No. 15, Al Khobar 34434-9497,
Kingdom of Saudi Arabia
Phone: +966 138126266
Email: rahat@emm-saudi.com

USHA SIAM STEEL INDUSTRIES PUBLIC COMPANY LIMITED

66 Q House Asoke Building,
12th Floor, Unit 1207 Sukhumvit 21 road,
North Klongtoey, Wattana, Bangkok 10110
Phone: +662 261 7361- 4
E-mail: info@ushasiam.com

USHA MARTIN SINGAPORE PTE LIMITED

91 Tuas Bay Drive, Usha Martin Building,
Singapore - 637307
Phone: +65 6265 7756
Email: sales@umsingapore.com

USHA MARTIN AUSTRALIA PTY LTD

Sydney Office: Unit 2, 7 Tarlington Pl,
Smithfield NSW 2164
Phone: +61 411 095 983
Perth Office: 31 Colin Jamieson Drive,
Welshpool WA 6106 Phone: +61 419 939 567
Email: marketing-australia@ushamartin.co.in

USHA MARTIN VIETNAM CO. LTD

18A, D2 Street, Ward 25,
Binh Thanh District, Ho Chi Minh City,
S.R Vietnam
Phone: +84 28 3512 2209
Email: qui@umvietnam.com.vn

PT. USHA MARTIN INDONESIA

Konica Building 3A Floor Jl.
Gunung Sahari Raya 78 Jakarta 10610,
Indonesia
Phone: +62 21 42870794
Email: marketing-indonesia@ushamartin.co.in

USHA MARTIN ITALIA S.R.L

Via Antonio Segni 6
25062 Concesio (BS), Italy.
Phone: +39 030 7741330
Email: info@ushamartin.it